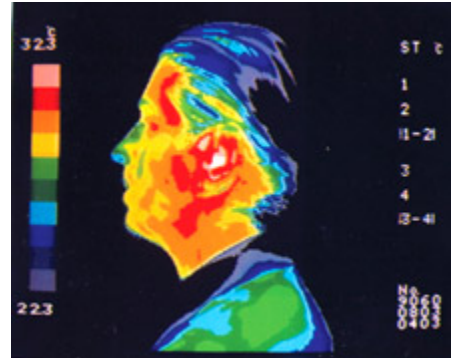


Thermographic Imaging Test

Radiation emitted by cell phones heats up human tissue.

Dangerous Radiation:

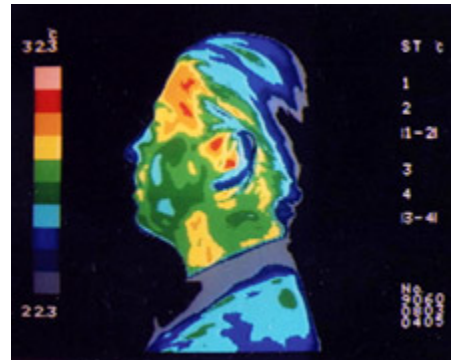
Research studies from around the world have illustrated that cell phones carry the potential for radiation exposure, creating a myriad of possible health hazards. One such hazard is that microwave radiation emitted by cell-phones has the potential to heat up human tissue in the area of our head where the phone is pressed against. This thermal (heating) effect can cause headaches, fatigue, tissue swelling, tingling and other severe potential long-term damages.



[click for larger image](#)

The impact of the BIOPRO Cell Chip:

To illustrate that BIOPRO's groundbreaking EMF-Harmonization technology (i.e. the BIOPRO Cell Chip) not only measurably avoids the stress-response otherwise present when you are exposed to harmful EMF-radiation but the chips also have the ability to avoid the thermal (heating) effect described above, state-of-the-art Thermographic Imaging was used to illustrate the effectiveness of the BIOPRO technology in harmonizing dangerous radiation. Clinical thermography is a non-invasive, diagnostic



[click for larger image](#)

imaging procedure involving the detection and recording of a patient's skin surface thermal patterns, using instruments which can provide visual and quantitative documentation of these temperature measurements. The interpretation of these temperatures and thermal patterns can be important in the development of diagnostic impression.

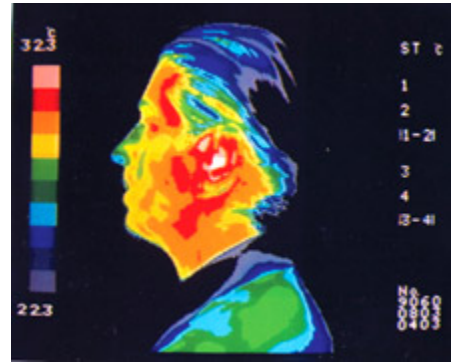
Thermography Testing Details:

The testing Protocol followed the IACT (International Academy of Clinical Thermology) technique and guidelines. The digital infrared imaging was performed with the Flexi-Therm Mark V Telethermographic System. The thermal window used was 10 degrees Celcius with each color on the color bar representing 1 degree Celcius. The ambient room temperature remained at 20 degrees Celcius throughout the test. A 15 minute equilibration period was used. The purpose of the testing was to determine if there is a change in infrared emission of the body part near a cellular phone with and without the BIOPRO EMF-Harmonization Chips in place.

Results:

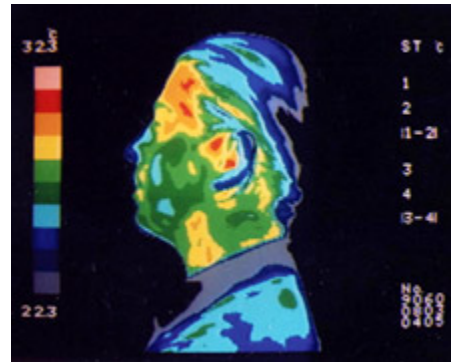
As the images below clearly illustrate, when BIOPRO Cell-Chips are applied to a cell-phone, a distinct lessening of the potentially hazardous heat transfer to a cell-phone user's head can be observed when compared to using a cell-phone without the BIOPRO technology on it.

Your head and brain **heat up significantly** when you talk on your cell phone or cordless phone. Want proof? After **15 minutes of using a cell phone**, the orange, red and pink show significant dangerous heat! Most heat is generated in your ear canal, which is **directly connected to your brain!**



[click for larger image](#)

After 15 minutes of using a cell-phone **with the BIOPRO Harmonization Chips** applied to it, the **green and blue color show cool tissue!** Your head's temperature remains normal, providing you with the **protection you deserve!**



[click for larger image](#)